

The logo for the University of Louisiana System is centered in a dark blue rectangular box. It features the words "UNIVERSITY OF LOUISIANA" in a large, white, serif font. Below this, the word "SYSTEM" is written in a smaller, white, serif font, with each letter separated by a thin white horizontal line. The background of the entire image is a photograph of a tall, white, classical-style building with a dome, partially obscured by green trees under a clear blue sky.

UNIVERSITY OF  
LOUISIANA  
SYSTEM

**Economic and Community Impact of the  
Universities of Louisiana**



## Universities of Louisiana Community & Economic Impact

26,581  
TOPS  
Students



80,987  
Students



9,342  
Faculty/  
Staff



323,608  
Alumni



**\$3.9 Billion**

ULS annual economic Impact

**34,800 Jobs**

(non-university) created by  
ULS Spending

**\$12 Return**

On Average for every  
\$1 invested

**\$385 Million**

ULS Direct Payroll Impact

# Sample House Impact Sheets

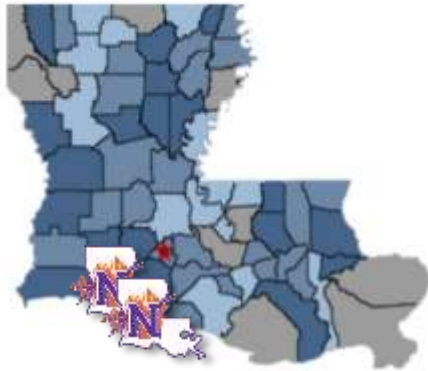
## 3,075 ULS Alumni per District

House District 48

Taylor F. Barras (R)



### Community & Economic Impact



**\$755 Million**

ULL generated in regional economic impact

**7,783 Jobs**

(non-university) created by ULL related spending

**3rd (Tied) Largest Employer** in Lafayette HMA (Housing Market Area)

**90.5 Million**

ULL Direct Payroll Impact

Statewide Impact: Graduates of the Universities of Louisiana added \$7.2B to State's economy during the past 10 years.



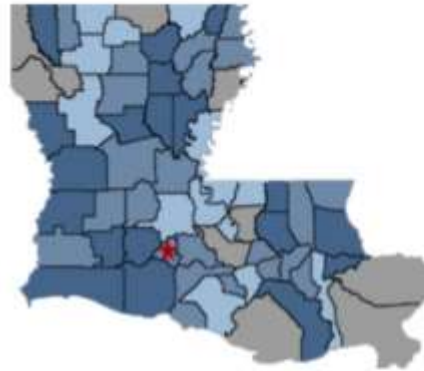
[www.ULSystem.edu](http://www.ULSystem.edu)

House District 31

Nancy Landry (R)



### Community & Economic Impact



**\$755 Million**

ULL generated in regional economic impact

**7,783 Jobs**

(non-university) created by ULL related spending

**3rd (Tied) Largest Employer** in Lafayette HMA (Housing Market Area)

**90.5 Million**

ULL Direct Payroll Impact

Statewide Impact: Graduates of the Universities of Louisiana added \$7.2B to State's economy during the past 10 years.



[www.ULSystem.edu](http://www.ULSystem.edu)

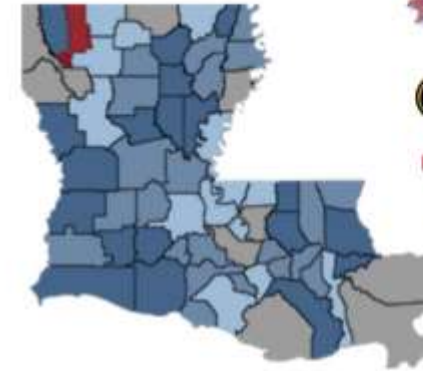
House District 10

H. Eugene Reynolds (D)



*LA Tech Alumnus*

### Community & Economic Impact



**\$353 Million**

NSU generated in regional economic impact

**\$32.9 Million**

NSU Direct Payroll Impact

**\$264 Million**

GSU generated in regional economic impact

**\$21.8 Million**

GSU Direct Payroll Impact

**\$462 Million**

LTU generated in regional economic impact

**\$45.6 Million**

LTU Direct Payroll Impact

**11,262 Jobs**

(non-university) generated from NSU, GSU & LTU spending

Statewide Impact: Graduates of the Universities of Louisiana added \$7.2B to State's economy during the past 10 years.



[www.ULSystem.edu](http://www.ULSystem.edu)

# Sample Senate Impact Sheets

## 8,324 ULS Alumni Per District

Senate District 8

John A. Alario, Jr. (R)



*Southeastern Alumnus*

### Community & Economic Impact



**\$470 Million**

UNO generated in regional economic impact

**\$40.1 Million**

UNO Direct Payroll Impact

**\$614 Million**

SLU generated in regional economic impact

**\$57 Million**

SLU Direct Payroll Impact

**12,248 Jobs**

(non-university) generated from UNO & SLU spending

Statewide Impact: Graduates of the Universities of Louisiana added \$7.2B to State's economy during the past 10 years.



www.ULSystem.edu

Senate District 1

Sharon Hewitt (R)



### Community & Economic Impact



**\$614 Million**

SLU generated in regional economic impact

**5,748 Jobs**

(non-university) created by SLU related spending

**3<sup>rd</sup> Largest**

Employer in Tangipahoa Parish

**\$57 Million**

SLU Direct Payroll Impact

Statewide Impact: Graduates of the Universities of Louisiana added \$7.2B to State's economy during the past 10 years.



www.ULSystem.edu

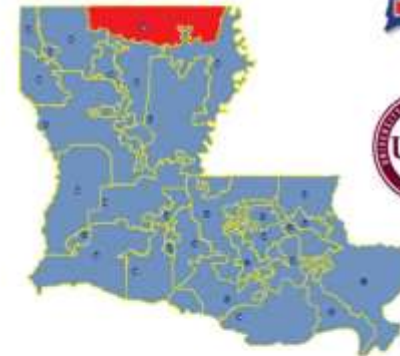
Senate District 33

Michael A. "Mike" Walsworth (R)



*ULM Alumnus*

### Community & Economic Impact



**\$462 Million**

LA Tech generated in economic impact

**\$45.6 Million**

LA Tech Direct Payroll Impact



**\$350 Million**

ULM generated in economic impact

**\$37.6 Million**

ULM Direct Payroll Impact

**8,415 Jobs**

(non-university) generated from ULM & La Tech spending

Statewide Impact: Graduates of the Universities of Louisiana added \$7.2B to State's economy during the past 10 years.



www.ULSystem.edu



**November 6, 2108 Ballot**  
**33 Senate Seats**  
**435 House Seats**  
**14 State Governorships**

Virginia Politics

# Dates set for Virginia House of Delegate recounts that will determine majority



## District 40

**Tim Hugo (Republican Incumbent)**

**Donte Tanner (Democrat)**

**106 vote margin**

## District 94

**Rep. David Yancey (Republican)**

**Shelly Simonds (Democrat)**

**10 vote margin**

## District 68

**Dawn Adams (Democrat)**

**Manoli Loupassi (Republican)**

**336 votes**

## District 28






**Bob Thomas (Republican)**

**Joshua Cole (Democrat)**






**82 vote margin**

# DISTRICTS WITH THE HIGHEST NUMBER OF ULS ALUMNI

## House of Representatives

	Rep. Dee Richard	8,489
	Rep. Alan Seabaugh	6,811
	Rep. Cedric Glover	6,307
	Rep. Thomas Carmody	6,262
	Rep. Jim Morris	6,210

## Senate

	Sen. "Page" Cortez	18,705
	Sen. Greg Tarver	15,994
	Sen. John Milkovich	15,551
	Sen. Barrow Peacock	12,901
	Sen. Jim Fannin	12,698